



BIBLE STUDY

April 17, 2018




PAUL:
CHIEF ARCHITECT
OF THE NEW
TESTAMENT



PROBLEMS WITH PAUL

- ▶ Human Sexuality
- ▶ Slavery
- ▶ Women



PLACING PAUL IN CONTEXT

The background is a blue gradient, transitioning from a lighter blue at the top to a darker blue at the bottom. On the right side, there are several white, parallel diagonal lines that create a sense of motion or depth, extending from the top right towards the bottom center.

1 CORINTHIANS 1:10-17

DIVISIONS IN
THE CHURCH

A series of several parallel white lines of varying thicknesses, slanted diagonally from the bottom left towards the top right, set against a blue gradient background.

GALATIANS 1:1-9

THE AUTHENTIC GOSPEL

A series of several parallel white lines of varying thicknesses, slanted diagonally from the bottom right towards the top right, crossing the text area.

PHILIPPIANS 1:1-11

PRIDE AND ADMIRATION


A series of several parallel white lines of varying thicknesses, slanted diagonally from the bottom-left towards the top-right, crossing the right side of the text.

DEUTERO-PAULINE EPISTLES

A decorative graphic consisting of several parallel white lines of varying thicknesses, slanted diagonally from the bottom-left towards the top-right, located in the lower right quadrant of the image.

PSEUDONYMITY:

The practice of writing under a fictitious name, evident in a large number of pagan, Jewish, and Christian writings from antiquity.



UNDISPUTED PAULINE EPISTLES:

- ▶ 1 Thessalonians
 - ▶ 1 & 2 Corinthians
 - ▶ Galatians
 - ▶ Philippians
 - ▶ Philemon
 - ▶ Romans
- 
- A decorative graphic consisting of several parallel white lines of varying thicknesses, slanted diagonally from the bottom right towards the top right, set against a blue background.

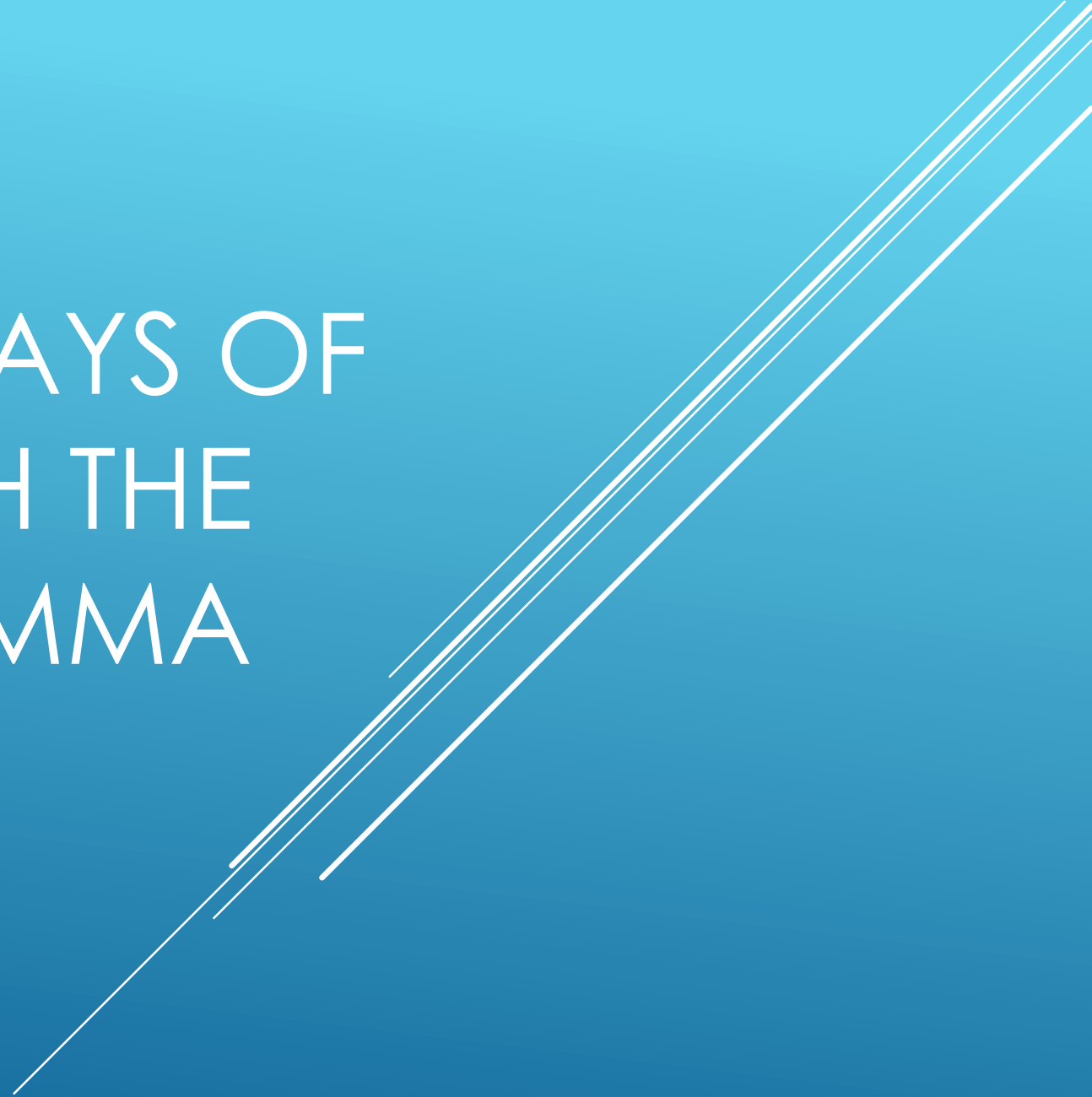
DEUTERO-PAULINE EPISTLES:

- ▶ 2 Thessalonians
 - ▶ Ephesians
 - ▶ Colossians
- 
- A decorative graphic consisting of several parallel white lines of varying lengths, slanted upwards from left to right, located in the bottom right corner of the slide.

PASTORAL EPISTLES:

- ▶ 1 Timothy
 - ▶ 2 Timothy
 - ▶ Titus
- 
- A decorative graphic consisting of several parallel white lines of varying lengths, slanted upwards from left to right, located in the bottom right corner of the slide.

ALTERNATIVE WAYS OF DEALING WITH THE PAULINE DILEMMA



FOR NEXT WEEK READ:

COLOSSIANS 3:18-4:1

EPHESIANS 5:21-6:9